

Signify Classified - Internal
Cooper Lighting Solutions Photometric Lab
1121 Highway 74 South
Peachtree City, GA 30269



Scaled data based on original data using
LM-79-08 Approved Method: Electrical and Photometric Measurements of Solid-
State Lighting Products

Test Report Prepared for
Cooper Lighting Solutions
(formerly Eaton)

Brand: STREETWORKS

Report Number: P366755

Luminaire Tested: **PMM-SA1B-730-U-5WQ**

Issue Date: 12/2/2019

Report Generated By 670245982

Test Information

Test Method: LM-79-08
Report Number: P366755
TEST IS SCALED FROM IESNA LM-79-08 TEST DATA (G2-1910-543-4)
Test Lab: INNOVATION CENTER
Issue Date: 12/2/2019
Manufacturer: COOPER LIGHTING SOLUTIONS (FORMERLY EATON)
Product Line: STREETWORKS
Catalog Number: PMM-SA1B-730-U-5WQ
Description: MESA POST TOP DECORATIVE LUMINAIRE. (1) LIGHTSQUARES WITH 16 LEDS EACH AND TYPE V WIDE OPTICS.
Light Source: -
Ballast/Driver: ELECTRONIC DRIVER

Summary

Lumens per Lamp: N/A
Luminaire Lumens: 4948 lumens
Efficiency: N/A
Efficacy: 112.5 lumens/watt
Luminous Opening: Rectangular (W 0.5' x L: 0.5' x H: 0')
IES Classification: Type V - Short
BUG Rating: B3 - U0 - G1

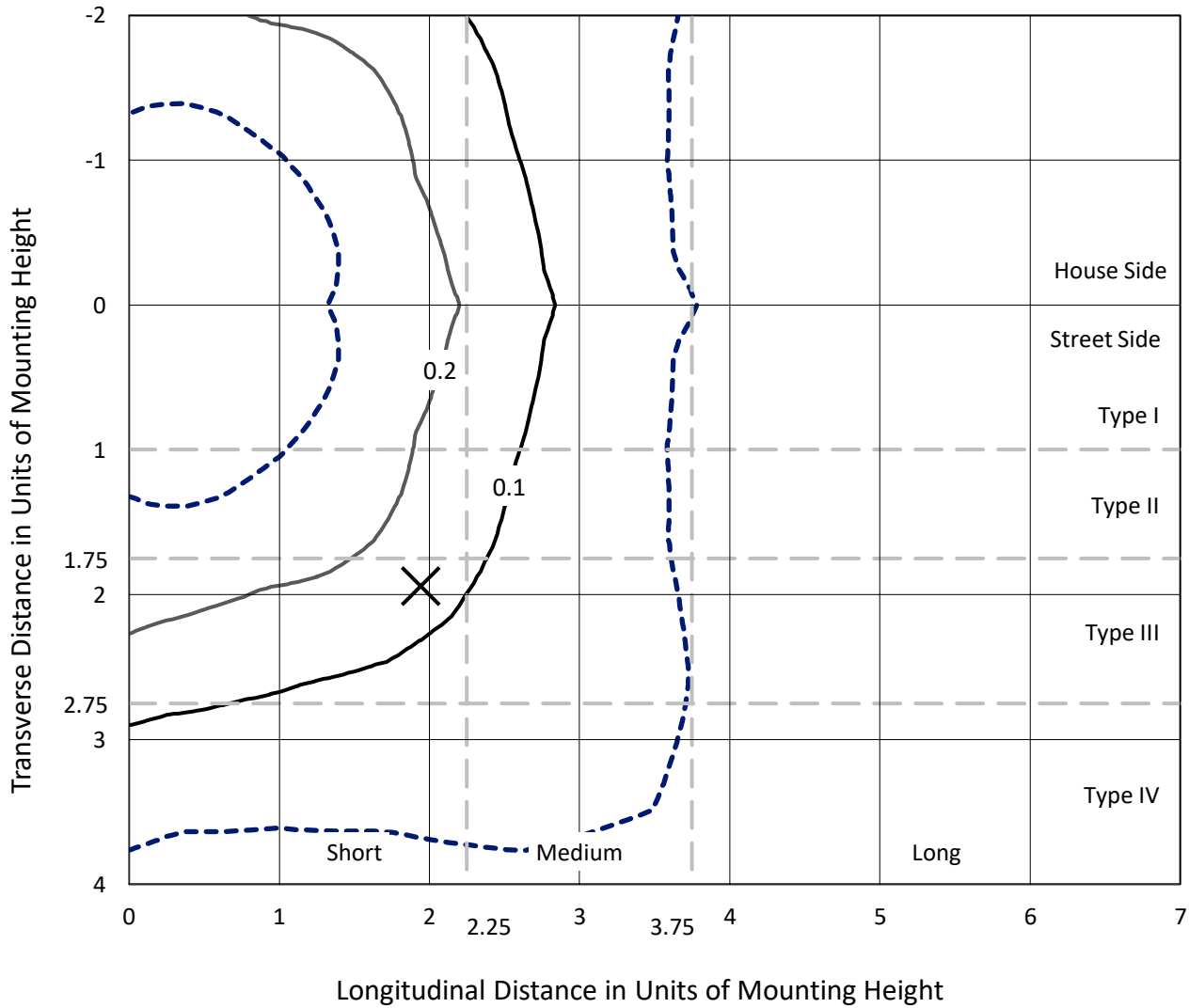
Input Watts (W): 44
Input Voltage (V): NR
Input Current (Ain): NR
Voltage Rise (V): NR
Power Factor: NR
Total Harmonic Distortion (THDi): NR
Frequency (hertz): 60
Stabilization Time: NR
Operation Time: NR
Ambient Temperature (°C): NR
Test Distance: 28.75 FT



REPORT NUMBER: P366755
 CATALOG NUMBER: PMM-SA1B-730-U-5WQ

Iso-Footcandle Lines of Horizontal Illumination

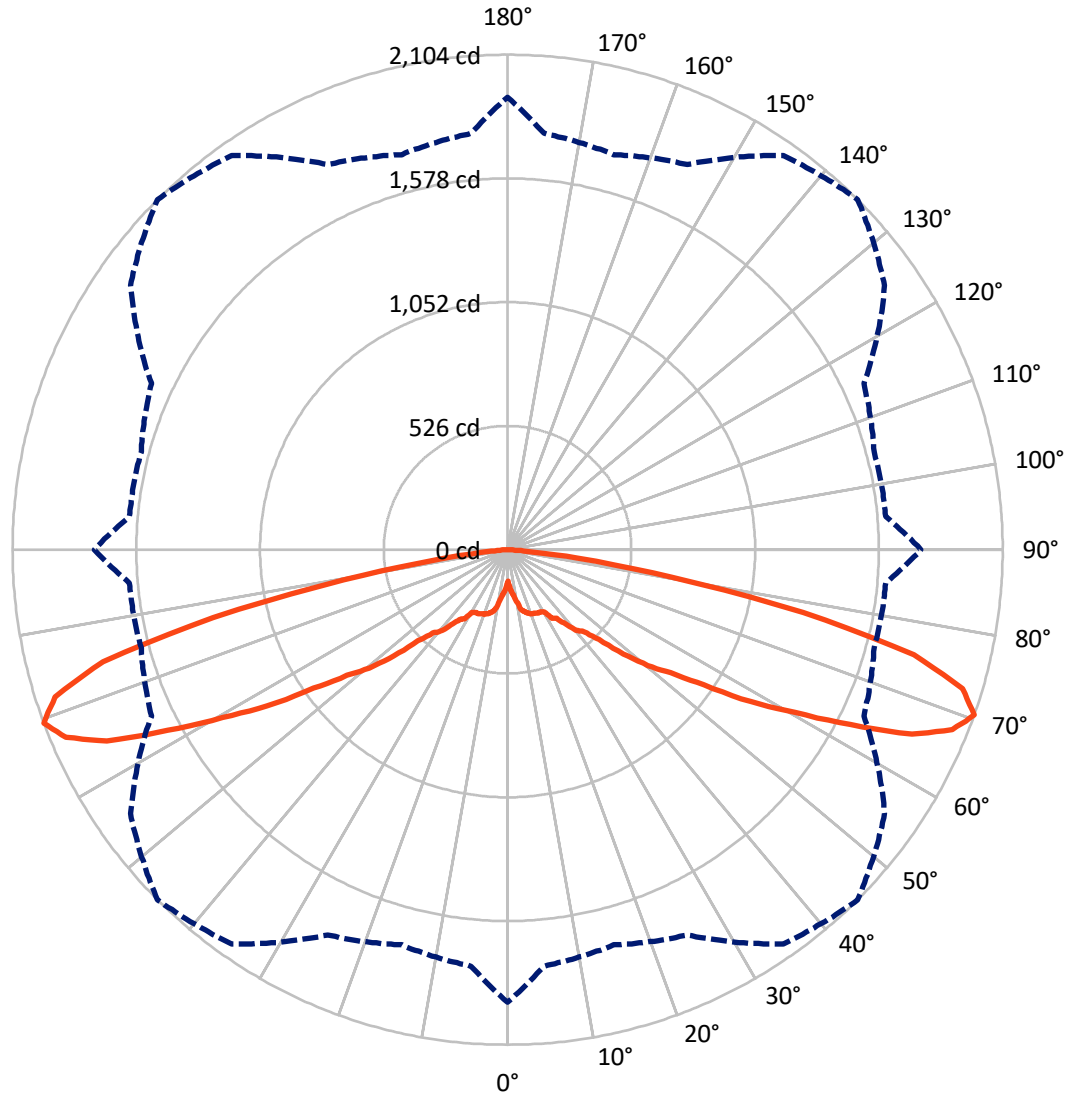
× Max cd
 - - - 1/2 Max cd



Based on 25 foot mounting height. Maximum calculated value = 0.4 fc
 Type V - Short - N/A

REPORT NUMBER: P366755
CATALOG NUMBER: PMM-SA1B-730-U-5WQ

Luminous Intensity Polar Plot



— Vertical Plane Through 45-Deg Lateral - - - Horizontal Cone Through 70-Deg Vertical

REPORT NUMBER: P366755
 CATALOG NUMBER: PMM-SA1B-730-U-5WQ

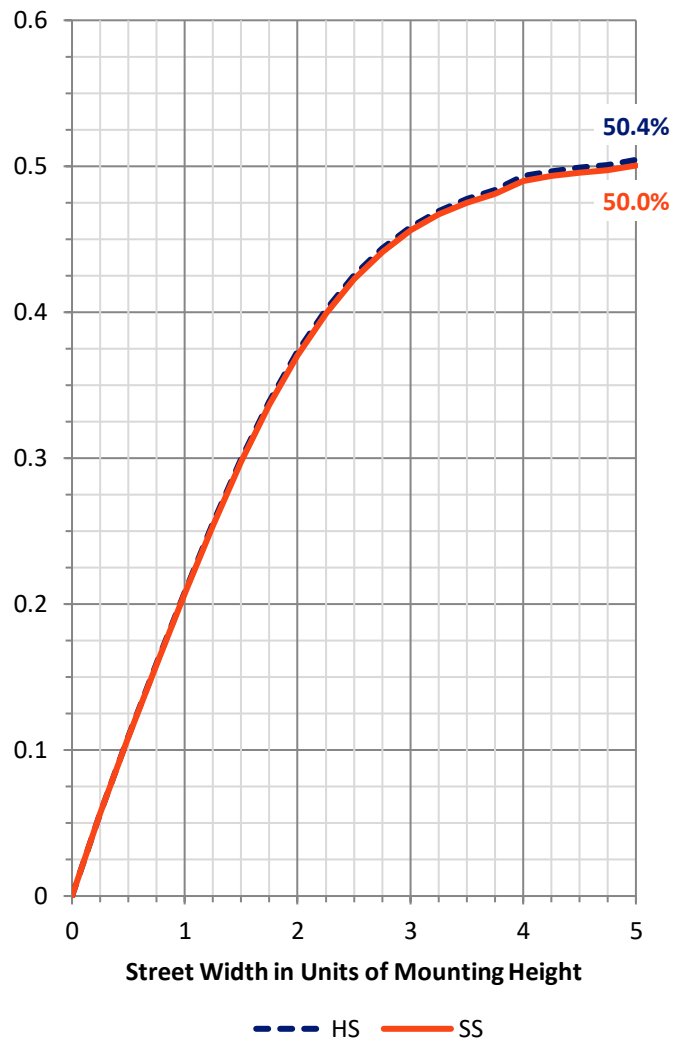
FLUX DISTRIBUTION:

		Downward	Upward	Total
House Side	Lumens	2474.0	0.0	2474.0
	% Fixture	50.0	0.0	50.0
Street Side	Lumens	2474.0	0.0	2474.0
	% Fixture	50.0	0.0	50.0
Total	Lumens	4948.0	0.0	4948.0
	% Fixture	100.0	0.0	100.0

ZONAL LUMENS:

Zone	Lumens	% Fixture
0°-10°	19.5	0.4
10°-20°	77.9	1.6
20°-30°	147.3	3.0
30°-40°	256.5	5.2
40°-50°	490.3	9.9
50°-60°	950.8	19.2
60°-70°	1664.9	33.6
70°-80°	1251.3	25.3
80°-90°	89.5	1.8
90°-100°	0.0	0.0
100°-110°	0.0	0.0
110°-120°	0.0	0.0
120°-130°	0.0	0.0
130°-140°	0.0	0.0
140°-150°	0.0	0.0
150°-160°	0.0	0.0
160°-170°	0.0	0.0
170°-180°	0.0	0.0
0°-90°	4948.0	100.0
0°-180°	4948.0	100.0

Coefficient of Utilization

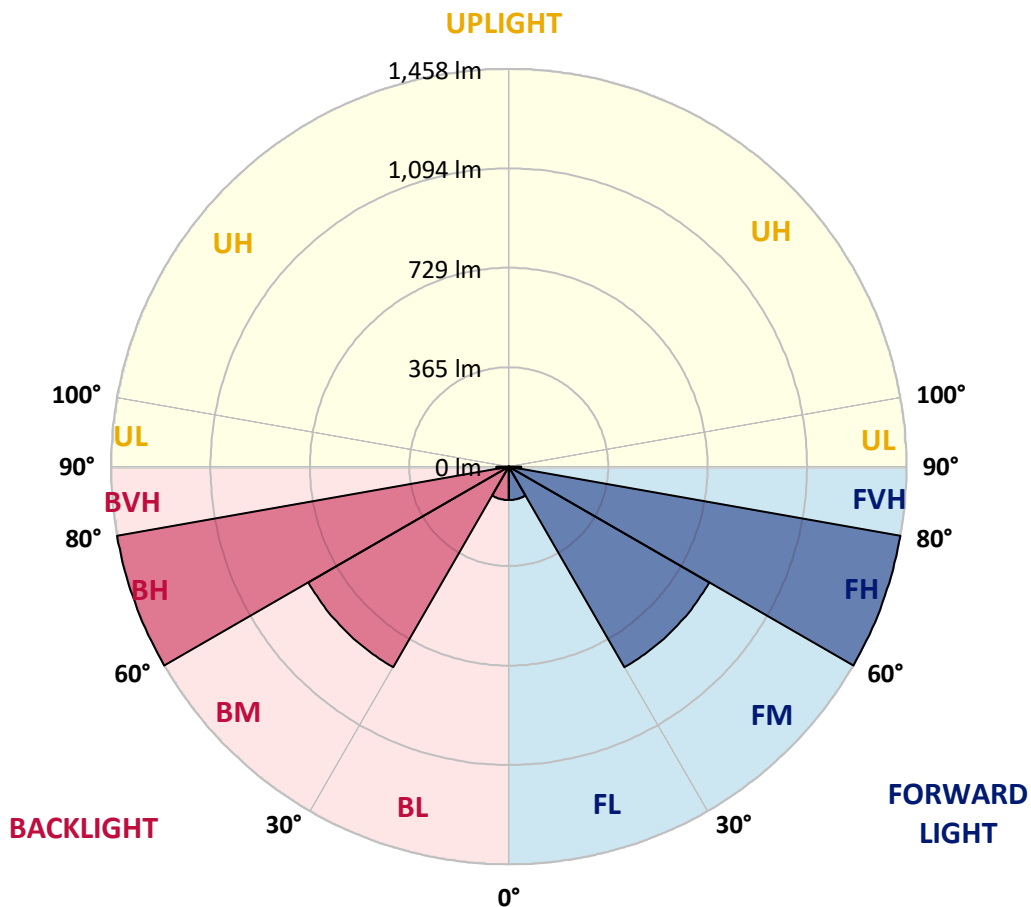


REPORT NUMBER: P366755
 CATALOG NUMBER: PMM-SA1B-730-U-5WQ

LUMINAIRE CLASSIFICATION SYSTEM LUMEN TABLE AND BUG RATING:

Zone	Lumens	% Fixture	Zone Rating/Lumen Limit		
			B	U	G
FL (0°-30°)	122.3	2.5			
FM (30°-60°)	848.8	17.2			
FH (60°-80°)	1458.1	29.5			G1/1800
FVH (80°-90°)	44.8	0.9			G1/100
BL (0°-30°)	122.3	2.5	B1/500		
BM (30°-60°)	848.8	17.2	B1/1000		
BH (60°-80°)	1458.1	29.5	B3/2500		G1/1800
BVH (80°-90°)	44.8	0.9			G1/100
UL (90°-100°)	0.0	0.0		U0/0	
UH (100°-180°)	0.0	0.0		U0/0	

BUG Rating: B3-U0-G1
 Type V Short





REPORT NUMBER: P366755
 CATALOG NUMBER: PMM-SA1B-730-U-5WQ

CANDELA DISTRIBUTION (FULL):

	0°	5°	15°	25°	35°	45°	55°	65°	75°	85°	90°
0°	133.8	133.8	133.8	133.8	133.8	133.8	133.8	133.8	133.8	133.8	133.8
2.5°	162.8	160.3	152.4	152.8	156.4	156.8	157.2	152.4	151.3	161.0	161.6
5°	206.7	201.0	195.2	192.9	189.5	179.9	190.4	191.6	193.9	201.4	204.8
7.5°	236.1	229.0	221.1	216.3	206.9	199.1	207.7	214.8	219.4	227.8	232.6
10°	241.7	237.4	237.1	228.6	226.9	229.8	229.2	229.4	236.3	236.5	239.4
12.5°	259.1	262.2	256.3	253.4	255.1	262.2	256.4	254.0	255.7	263.5	260.3
15°	282.0	285.6	276.6	272.0	267.4	274.1	268.2	272.6	278.1	283.9	281.0
17.5°	307.3	307.5	295.2	278.1	282.2	283.1	281.0	277.4	293.3	307.1	305.8
20°	321.1	320.9	299.8	276.6	288.5	290.6	288.7	276.2	300.2	319.2	318.6
22.5°	335.3	331.1	305.8	287.0	291.4	293.1	288.7	287.5	305.8	332.3	332.1
25°	343.0	346.7	318.8	307.1	303.5	299.4	303.3	305.2	322.7	348.6	341.1
27.5°	367.0	361.1	322.7	321.5	313.8	297.9	311.2	320.6	321.5	363.4	371.0
30°	388.7	391.0	339.9	341.7	327.7	307.5	328.0	343.0	345.9	391.4	390.6
32.5°	411.7	412.7	370.7	352.8	346.9	346.1	338.2	351.3	373.9	410.4	411.9
35°	446.7	454.5	398.1	374.1	366.6	358.9	365.9	377.6	398.7	453.4	449.6
37.5°	526.7	514.2	457.8	408.1	403.1	400.0	405.6	414.0	457.2	515.6	533.4
40°	582.6	576.6	499.8	464.3	432.9	449.4	436.3	468.9	504.6	577.0	588.5
42.5°	669.1	642.7	563.8	519.8	487.2	475.5	482.8	525.4	570.9	651.5	674.1
45°	752.3	711.4	643.8	605.0	555.5	543.2	553.0	603.1	655.7	719.4	759.4
47.5°	837.1	794.9	720.6	664.5	624.0	660.7	628.6	676.2	728.6	802.7	838.3
50°	925.2	878.4	805.0	744.0	740.5	773.0	734.6	759.0	807.5	884.3	926.2
52.5°	1026.4	975.9	902.6	861.3	869.3	867.2	859.6	855.1	902.9	978.4	1028.1
55°	1146.7	1092.2	1033.7	1014.7	1036.9	1012.9	1024.3	1022.7	1029.6	1083.6	1141.7
57.5°	1292.2	1230.6	1171.9	1167.6	1196.2	1218.9	1198.7	1169.8	1157.7	1210.1	1276.7
60°	1475.5	1399.9	1335.4	1322.2	1403.7	1403.6	1385.3	1320.4	1315.8	1375.1	1455.4
62.5°	1678.0	1585.9	1515.5	1494.3	1622.2	1636.6	1579.8	1463.4	1487.2	1535.0	1630.2
65°	1850.0	1739.3	1673.6	1667.9	1824.1	1887.7	1762.1	1603.0	1610.7	1650.4	1753.5
67.5°	1962.1	1828.7	1776.5	1804.3	1998.6	2038.3	1921.6	1696.3	1669.0	1685.5	1808.8
70°	1922.8	1776.1	1738.5	1806.1	2043.7	2103.8	1956.0	1670.2	1612.2	1613.0	1756.2
72.5°	1624.7	1485.1	1503.0	1627.0	1937.0	2021.3	1797.1	1508.5	1389.9	1387.0	1517.0
75°	1074.4	981.1	1051.5	1244.8	1610.3	1782.7	1489.0	1182.4	1033.7	985.3	1085.7
77.5°	469.9	458.0	517.3	735.8	1097.8	1284.7	1066.7	772.4	562.2	467.6	510.8
80°	125.9	123.2	154.7	279.1	534.4	707.5	577.2	308.1	160.9	117.1	124.2
82.5°	45.9	47.0	57.4	78.1	176.0	297.9	191.8	90.0	60.8	49.9	49.9
85°	20.0	19.4	27.8	31.3	48.0	67.4	55.1	38.2	30.7	23.0	22.1
87.5°	5.4	6.7	9.4	9.8	12.5	10.2	14.6	13.4	11.5	8.1	6.5
90°	0.0	0.0	0.0	0.0	0.0	0.0	0.0	0.0	0.0	0.0	0.0

(END OF REPORT)